EO-16697-B

REVISIONS

4/1/86 gal.	4
CHG'D. TITLE, REDRAWN, UPDATED DWG. & NOTES ADDED LOCK BRACKET. THIS DWG. WAS FORMERLY EO-14197-B N.J.T. 3-24-86	
ENG: A. MILLER	5
REVIEWED DRAWING. NO CHANGES MADE. ISSUE FOR RECORD DES: N. POLYDOROU 4/22/16	
ENG: A. MILLER	6
REVIEWED DRAWING. CLEANED DRAWING FOR READABILITY. 01/04/2023	

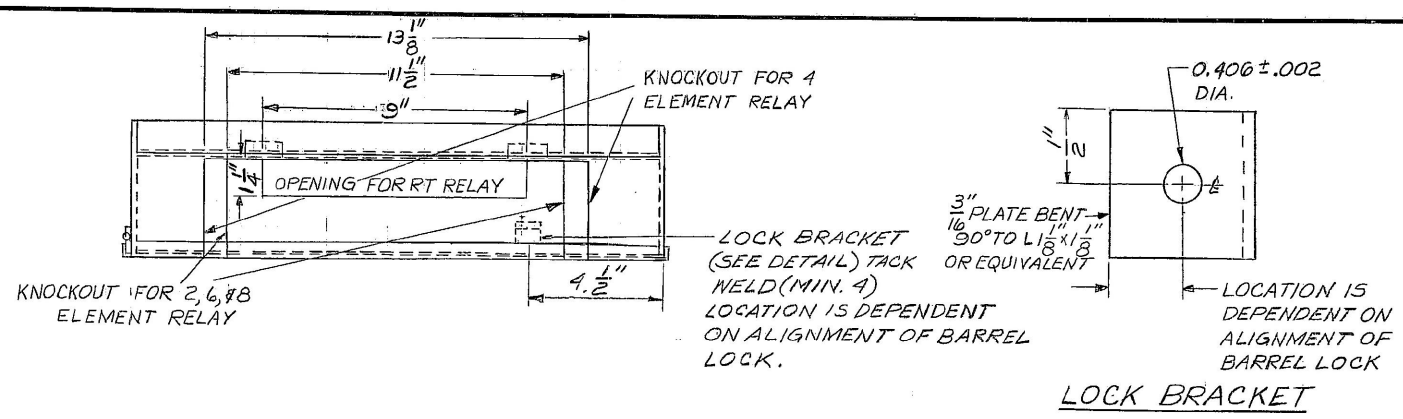

LOCK BRACKET

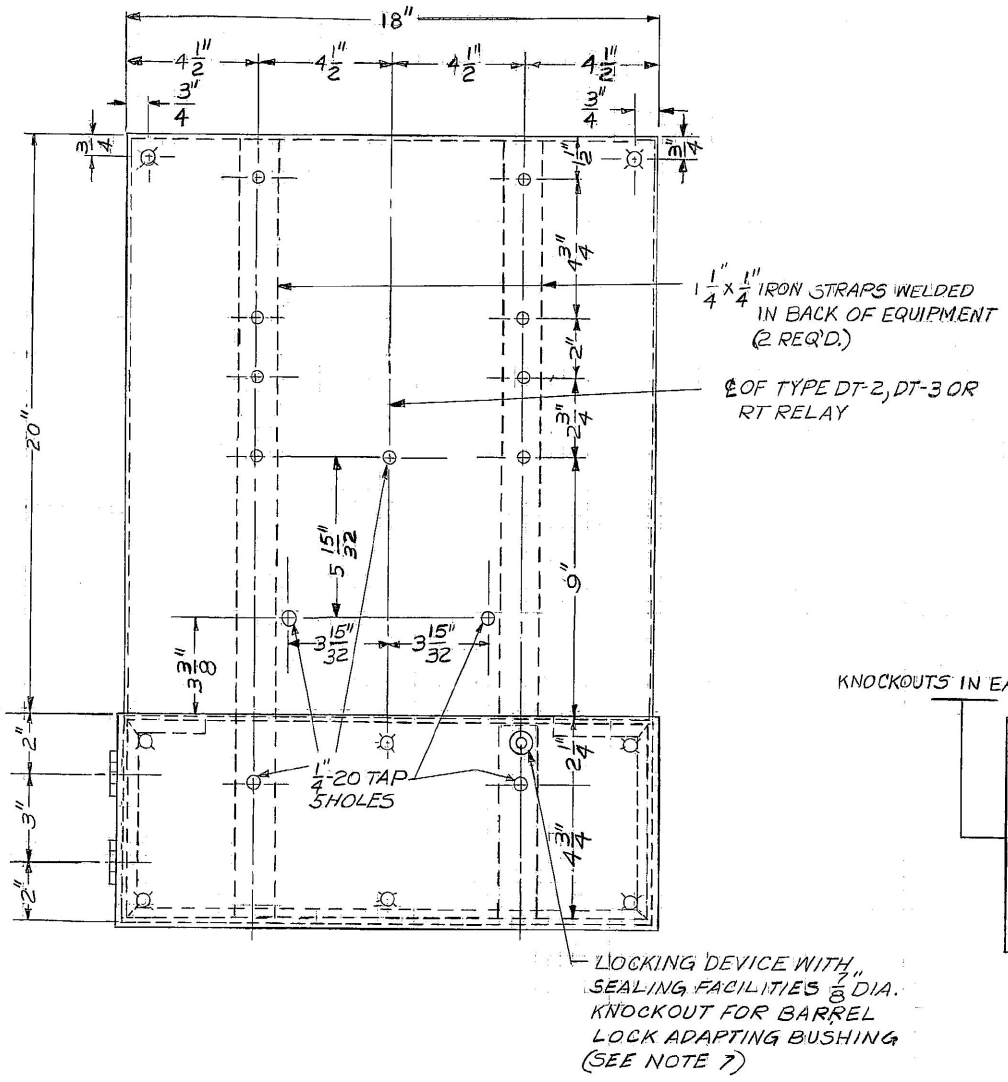

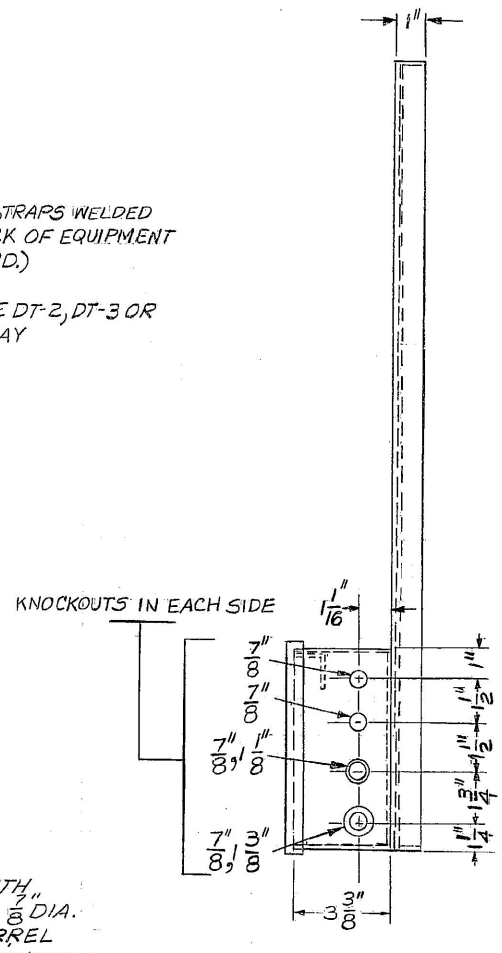

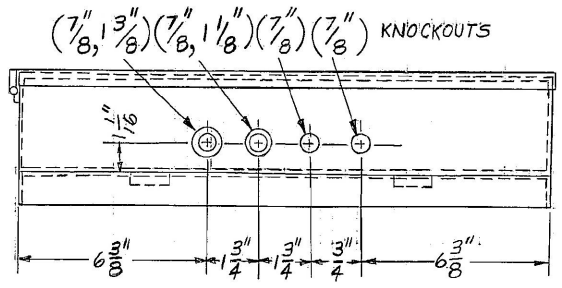

HOLES SHOWN ⌀ ARE 7/16" DIA. FOR MOUNTING CABINET ON BACK & EQUIPMENT ON WALL. ALL OTHER HOLES, 3/8"-16 TAP EXCEPT WHERE NOTED OTHERWISE.

1-THE CABINET SHALL BE OF NO. 14 U.S.S. GUAGE, AND THE BACK PLATE OF NO. 12 U.S.S. GUAGE SHEET STEEL
2-TAPPED HOLES SHALL HAVE AT LEAST THREE COMPLETE THREADS.
3-ALL STEEL SURFACES SHALL HAVE A PROTECTIVE COATING OF GRAY ENAMEL, A.C. HORN CO'S. NO. 1614, SHERWIN-WILLIAMS CO'S. NO. 18076 OR DEVOE AND RAYNOLDS CO'S. NO. 21.
4-FACILITIES SHALL BE PROVIDED FOR CABINET DOOR TO ACCOMMODATE STANDARD SEALS, AND PADLOCK WITH 5/16" DIAM. HASP.
5-THE CABINET SHALL BE EQUIPPED WITH A LINK-TYPE DISCONNECT BLOCK WITH SPACINGS ADEQUATE FOR 265 VOLTS. THE BLOCK SHALL BE PLACED WITH THE LINK IN A HORIZONTAL POSITION AND CENTERED VERTICALLY IN THE CABINET.
6-THE EQUIPMENT SHALL MEET THE REQUIREMENTS OF THE NATIONAL BOARD OF FIRE UNDERWRITERS, AND THE DEPARTMENT OF PUBLIC WORKS OF THE CITY OF NEW YORK.
7-HIGHFIELD LOCK RECEPTACLE WITH SEAL FERRULE, CAT. NO. 93389000, HIGHFIELD MFG. CO., BRIDGEPORT, CONN. OR BROOKS BARREL LOCK GUARD CAT. NO. 86505, E. J. BROOKS CO. NEWARK N.J. THE LOCKING DEVICE AND LOCK BRACKET SHALL BE PROPERLY ALIGNED TO RECEIVE A UTILITY BARREL LOCK.
8-SAMPLES OF THE CABINET SHALL BE SUBMITTED TO THE DISTRIBUTION INSTRUMENTATION ENGINEER FOR APPROVED LISTING.
9-A NAMEPLATE SHALL BE ON THE OUTSIDE OF THE ENCLOSURE AND CONTAIN MANUFACTURER'S NAME, AND CATLOG NO.

FIELD MANUALS,
No. 4 SERVICE INSTL.
SECT: 6 METER INSTL.
No. 16 SERVICE INSPECTION CONTROL
SECT. 3 ELECT. METERING.

SERVICE EQUIPMENT FOR MOUNTING ONE METERING DEVICE

CONSOLIDATED EDISON COMPANY OF N. Y., INC.
ELECTRICAL ENGINEERING DEPT.

DATE 1-26-37 | LAST REV. 01/04/23 | SPEC. NO. 108-1 | REV. 6

NO.	DATE	REVISIONS	APPROVED
3	2-6-57	ADDED NOTE 5	
2	6-2-42	ADDED RT RELAY MOUNTING AND FUSE RECEPT.	
1	4-9-37	CHG'D LOCATION OF KNOCKOUTS ADDED NOTE (1)	

FOR APPROVAL

DIV.	SIGNATURE	DATE

EO-16697-B

DRAWN BY W. Tubman DATE 6/25/85 | CHECKED BY DATE
TRACED BY DATE | SCALE
APPROVED
CHIEF DESIGN ENGINEER DATE 3/25/86
SYSTEM METER ENGINEER DATE

57952