TRANSMISSION

TRIM LINE

EO-13331-B

J. FLORIAN 09/13/68

REVISIONS

J. FLORIAN 01/23/69	1
CHANGED TITLE ADDED NOTE RM 01/20/69	
J. P. MEYER 04/05/77	2
ADDED 1-RECESS AT EACH END WALL; RELOCATED DRAIN PIT AND LIFTING EYES; ADDED 2 INSERTS IN EACH SIDE WALL. FOR USE WITH LOADBREAK SWITCH INSTALLATION AR 01/27/77	
J. P. MEYER 10/23/79	3
REDESIGNED ADDED LIFTING HOLES DETAIL UPDATED SPEC'S, NOTES & FILING INFO. RM 10/11/79	
	4
THIS DRAWING HAS BEEN REDRAWN INTO THE AUTOCAD SYSTEM. RELEASE FOR RECORD. GJC 12/07/93	

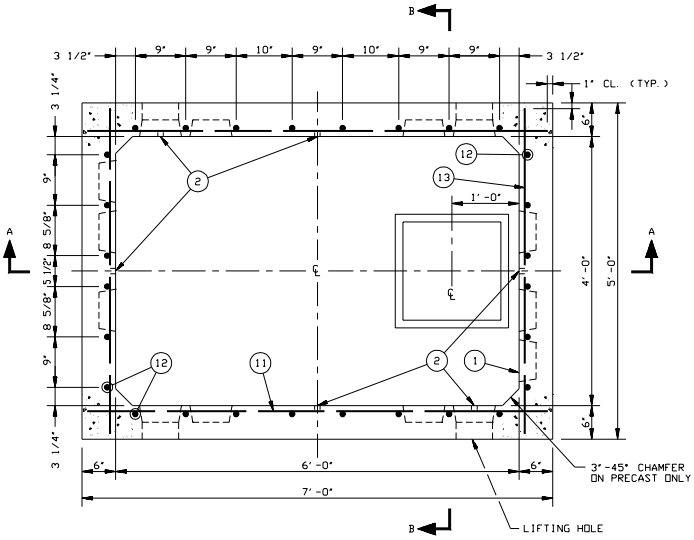

PLAN

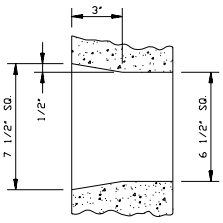

* LIFTING HOLE

PRECAST ONLY

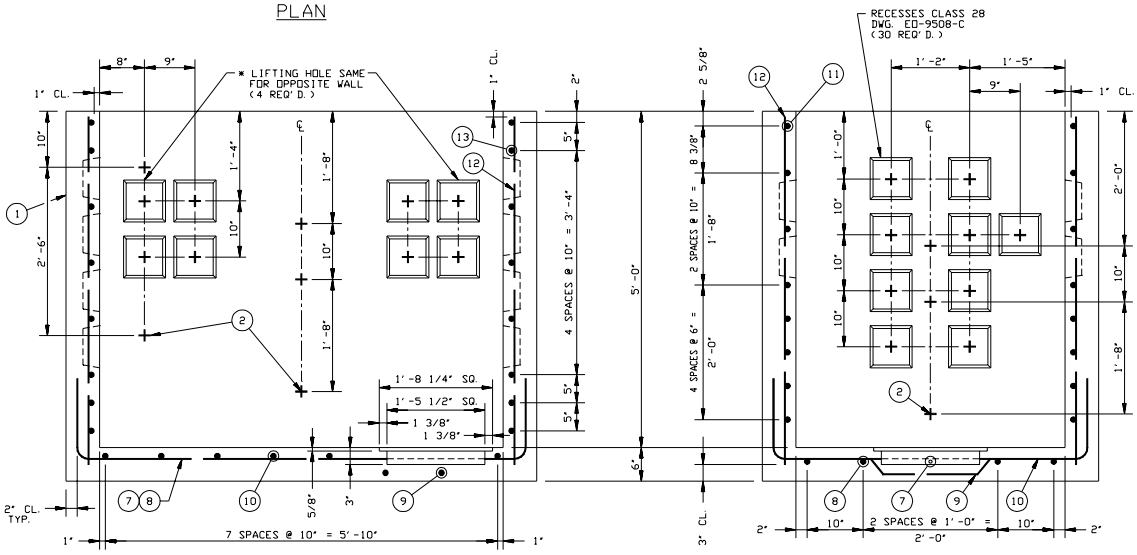

SECTION A-A

SECTION B-B

APPROXIMATE WEIGHT OF DISTRIBUTION BOX ---------- 10,500 Lbs.
APPROXIMATE WEIGHT OF REINFORCING BARS ---------- 422 Lbs.

MATERIAL SPECIFICATIONS:

ALL REINFORCEMENT BARS SHALL BE BILLET STEEL, DEFORMED, AND SHALL CONFORM TO ASTM SPEC. DES. A-615, GRADE 40.

CONSTRUCTION SPECIFICATIONS:

* LIFTING HOLES NOT USED FOR OPENINGS ARE TO BE FILLED WITH CEMENT MORTAR TO WHICH KEMOX "G" (SIKA CHEMICAL CORP.), OR APPROVED EQUAL, IS ADDED.

LIFTING HOLE IS FOR PRECAST ONLY; USE CLASS 28 RECESSES FOR FIELD CONSTRUCTED.

WALL AND FLOOR THICKNESS, SIZE AND SPACING OF BARS ARE AS SHOWN FOR EITHER FIELD CONSTRUCTED OR PRECAST.

WALLS AND FLOOR TO BE CAST MONOLITHICALLY.

REINFORCEMENT BARS TO BE WIRE TIED AT ALL CONTACT POINTS UNLESS OTHERWISE NOTED.

OPEN END OF INSERTS ITEM 2 TO BE FLUSH WITH INSIDE OF WALLS.

CHAMFER AT CORNERS ARE FOR PRECAST ONLY.

PURPOSE:

THIS BOX CAN BE USED FOR 120/208 VOLT SECONDARY CABLE IN CUSTOMER PROPERTY MANHOLE. THIS BOX IS INTENDED FOR SECONDARY CABLE SPLICES AT STREET INTERSECTIONS AND FOR THE INSTALLATION OF 600A, 13 & 27 KV. LOADBREAK SWITCH.

THIS DRAWING TO BE USED FOR EITHER FIELD CONSTRUCTED OR PRECAST BOX

PRECAST DB-6 STOCK No. 002-4943

ITEM No.	LOCATION	QUANTITY	SIZE	LENGTH	SHAPE (DIMENSION - OUT TO OUT)
13	END WALL	16	#6	4'-8"	STRAIGHT
12	SIDE & END WALLS	28	#4	5'-2"	STRAIGHT
11	SIDE WALL	16	#6	6'-8"	STRAIGHT
10	FLOOR	6	#6	7'-0"	1'-2" 4'-8" 1'-2"
9	FLOOR	2	#6	7'-4"	1'-2" 1'-6" 1" 1'-6" 1" 1'-6" 1'-2"
8	FLOOR	4	#4	9'-0"	1'-2" 6'-8" 1'-2"
7	FLOOR	1	#4	5'-8"	4'-6" 1'-2"

REINFORCEMENT SCHEDULE

ITEM No.	QUANTITY	DESCRIPTION	DWG. OR SPEC.	STOCK No.
2	16	5/8" INSERTS	EO-100, 133	035-0033
1	2.6 CU. YDS.	CONCRETE CLASS II	EO-1008	

BILL OF MATERIAL

REFERENCE DRAWINGS:

DISTRIBUTION BOX
TYPE DB-6S - 6'-0" x 4'-0" x 3'-6" HR. --------- EO-13332-B
PRECAST ROOF SLAB ---------- EO-13333-C
INSTALLATION DRAWING ---------- EO-13334-B
INSTALLATION OF LOADBREAK SWITCH ---------- EO-15052-B

THIS DRAWING SUPERSEDES DWG. EO-12348-B

FIELD MANUAL No. 4 SECTION 2

FIELD MANUAL No. 17 SECTION III SUB SECTION DISTRIBUTION BOX

FIELD MANUAL No. 11 SECTION III SUB SECTION DISTRIBUTION BOX

CONSTRUCTION STANDARDS MANUAL No. 3 SECTION 20, BOXES, DISTRIB. & SERVICE

DISTRIBUTION BOX
TYPE DB-6
6'-0" x 4'-0" x 5'-0" HR

CONSOLIDATED EDISON COMPANY OF N. Y. INC.
CIVIL ENGINEERING DEPARTMENT

DATE 04/16/68
LAST REV. 12/07/93
DWG. NO. EO-13331-B REV. 4

COMPUTER GENERATED DRAWING NOT TO BE HAND REVISED

FOR APPROVAL	DIV.	SIGNATURE	DATE
	D. S.	JOSEPH FLORIAN	05/28/68

DRAWN BY R MAMMARELLA DATE 04/16/68
CHECKED BY FEWER DATE 05/23/68
DISCIPLINE CODE TE
SCALE 1" = 1'-0"
APPROVED
CHIEF DESIGN ENGINEER J.C. FISHER FOR E.G. WATKINS DATE 05/28/68
STRUCTURAL ENGINEER DATE