EO-12893-B

J. Zeller 8-17-67

REVISIONS

J. Zeller 9-25-67 | 1
ADD. REF. TO LIMITERS ON CUSTOMERS CABLES, NOTE A.
W.H.F. 9-25-67

R Ragunas 10-26-67 | 2
REMOVED REF. TO MFR. AND ADDED STOCK NUMBERS
J.J. 10-23-67

RDR 11-30-72 | 3
CHD. BILL OF MATERIAL & "NEUTRAL CONNECTIONS" DETAIL
H.M. 11-6-72

K O'Hagan 5-2-85 | 4
CHG'D. TITLE, CUSTOMER NEUTRAL CABLE TO 500 KCMIL UPDATED B/MAT'L, REF. DWG'S., NOTES AND FILING INFO.
W.J.T. 4-19-85

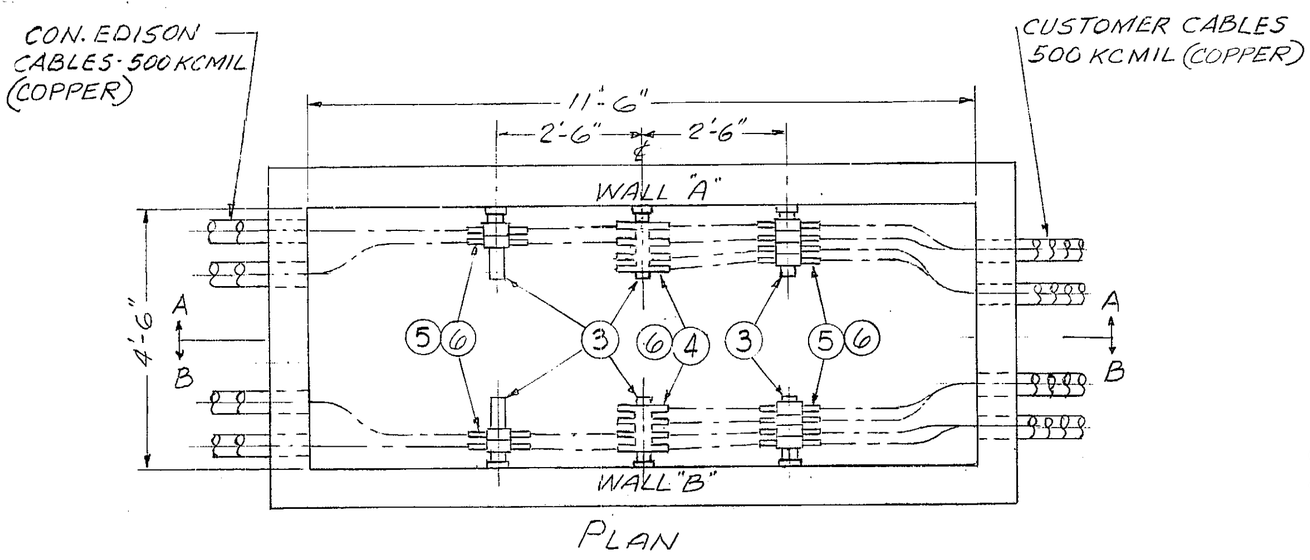

PLAN

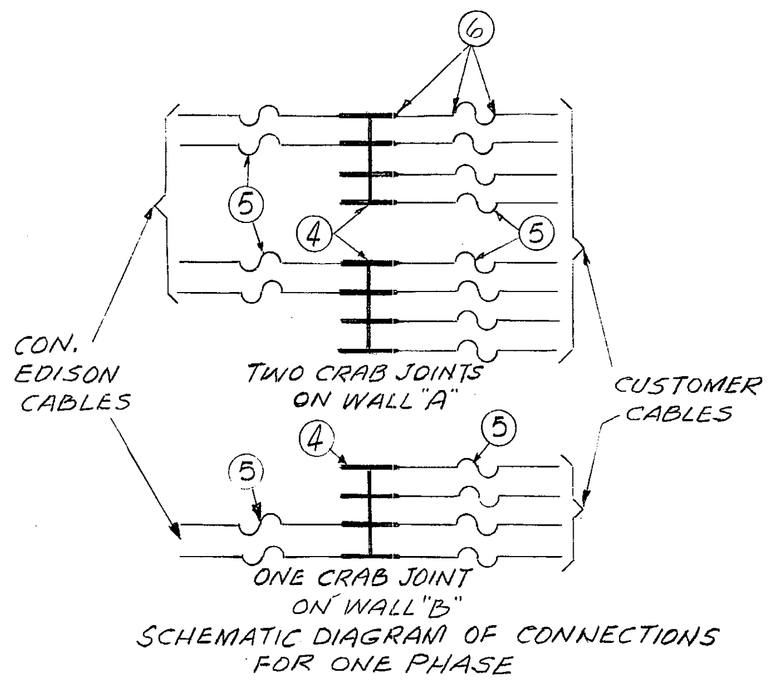

SCHEMATIC DIAGRAM OF CONNECTIONS FOR ONE PHASE

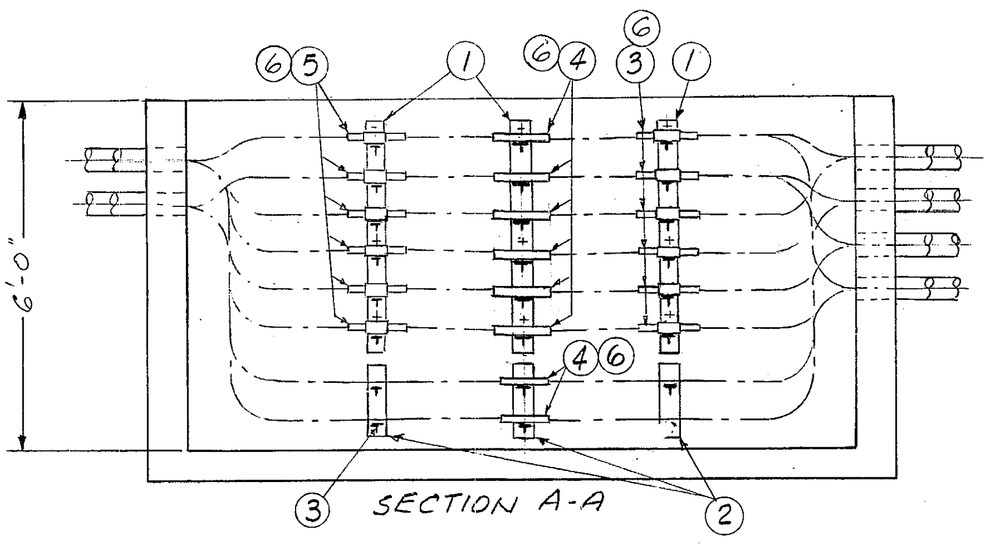

SECTION A-A

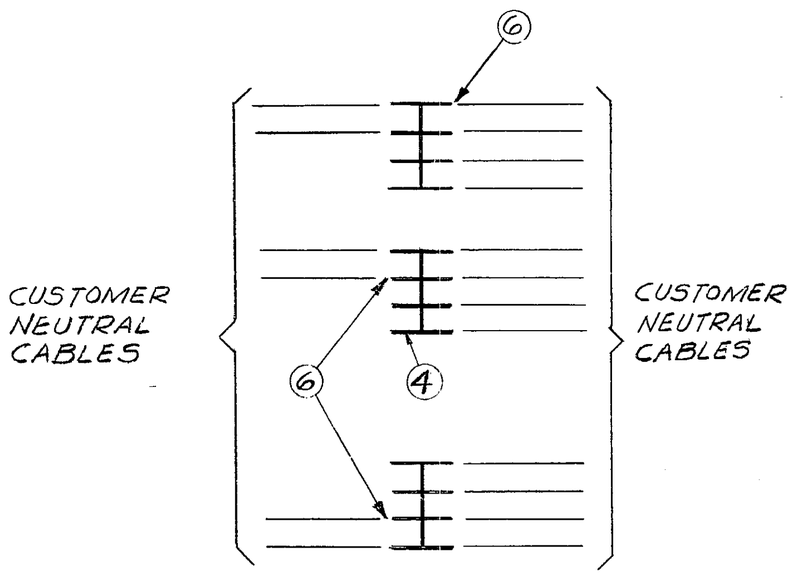

NEUTRAL CONNECTIONS

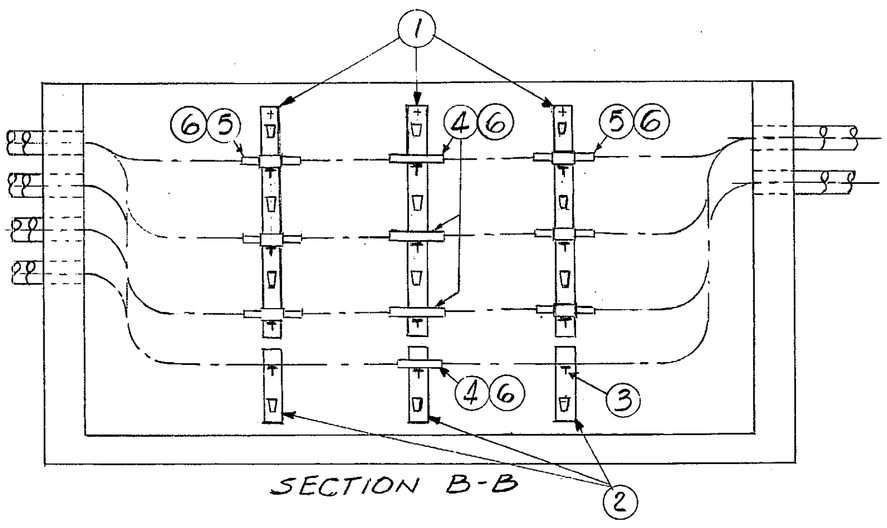

SECTION B-B

BILL OF MATERIAL					
ITEM NO.	QUANTITY CUSTOMER	QUANTITY CON. ED. CO.		DWG. OR SPEC. NO.	SPEC. NO.
1	6	—	STANCHION, 6 SLOT, 8" CENTERS	EO-10302-C	003-0460
2	6	—	STANCHION, 2 SLOT, 8" CENTERS	EO-10302-C	003-0353
3	36	—	RACK ARM, 2 WAY	EO-2238-C	003-0056
4	12	—	4 WAY - 4 WAY 500 MCM NON-FUSIBLE COPPER CRAB JOINT (INSULATED)	—	—
5	36	18	HIGH CAPACITY LIMITER, 500 MCM COPPER WITH CABLE SOCKETS AND INSULATION	EO-100,148	571-3136
6	150	42	HEAT SHRINKABLE TUBE FOR KCMIL CRAB JOINT AND LIMITER CONNECTIONS 1.8"×6"	EO-13118-B	596-2626

NOTES:-

A- ALL ITEMS LISTED IN BILL OF MATERIAL, UNDER CUSTOMER SHALL BE FURNISHED AND INSTALLED BY THE CUSTOMER. "CUSTOMER" CABLES SHALL BE CONNECTED BY THE CUSTOMER AND "EDISON" CABLES BY THE CONSOLIDATED EDISON CO. OF N.Y. LIMITERS ON THE CON EDISON SIDE OF THE CRAB JOINT SHALL BE FURNISHED AND INSTALLED BY CON EDISON. LIMITERS ON THE CUSTOMERS SIDE OF THE CRAB JOINT SHALL BE FURNISHED AND INSTALLED BY THE CUSTOMER.

B- BENDING RADIUS OF CABLE SHALL NOT BE LESS THAN FIVE TIMES THE DIAMETER OF THE CABLE.

C- ITEMS IN BILL OF MATERIAL SHALL BE PURCHASED FROM COMPANY APPROVED MANUFACTURES AS SPECIFIED ON:
EO-100,511 FOR CRAB JOINT
EO-100,148 FOR LIMITERS
EO-100,204 FOR HEAT SHRINKABLE TUBING.

REFERANCE DWG'S.:
11'-6"×4'-6"×6'-0" MANHOLE (PRECAST CONCRETE) - EO-2164-B
APPLICATION OF HEAT SHRINKABLE TUBING - - - - EO-13118-B

FIELD MANUALS
NO. 1 SUPV. SPLICING
SECT. 9: SECONDARY P/L CABLE ARRGMT.
NO. 4: SERV INSTL.
SECT. 1: CUST P/L BOX
NO. 16: SERV. INSPEC. & CTRL.
SECT. 4: ELECT. SERVICES

CONSTRUCTION STDS. MANUAL No. 3 SECTION 22 CABLE ARRANGEMENT

COPPER CABLE ARRANGEMENT-265/460 V
PROPERTY LINE MANHOLE
6 SETS OF 4-500 KCMIL COPPER CON. ED. CABLES
12 SETS OF 4-500 KCMIL COPPER CUSTOMER CABLES

CONSOLIDATED EDISON COMPANY OF N. Y., INC.

DATE 8-8-66
LAST REV. 4-19-85

DWG. NO. EO-12893-B REV. 4

NO.	DATE	REVISIONS	APPROVED
		NEXT. SCHEDULED REVIEW.	

FOR APPROVAL

DIV.	SIGNATURE	DATE
Equip.	R. M. Hagbe	8/18/66
Cable	J. Zeller	

DRAWN BY FEWER DATE 8-8-66
CHECKED BY RAu DATE 8-10-66
TRACED BY DATE
SCALE —
APPROVED
DESIGN ENGINEER F. S. Sundstrom DATE 8/22/66
OUTSIDE PLANT ENGINEER DATE