REDUCE TO 8½ X 11

EO-2164-B

REVISIONS

Mellman 12/6/74	26
REPRODUCED FROM MICROFILM. ORIG. LOST. J.L. 12-3-74	
R. Rodriguez 1/6/75	27
CHANGED WEIGHTS OF FLOOR & WALLS CAG 9-19-75	
R. Rodriguez 4/4/77	28
CHG'D SUMP OPENING, DET. "A" & CORRECTED FLOOR WEIGHT C.A. 11-26-76	
9/20/77	29
CHANGED LOCATION & SIZE OF ENDWALL RECESSES & CONC. VOLUME. J.D. 9-13-77	
1/1/79	30
1/9/80	1
LOCATION QTY. 12-[illegible]-79	
1/15/81	32
CHG'D LOCATIONS & QTY. OF INSERTS. W.J.T. 1-8-81	
G. Wilgar 8/14/84	33
UPDATED DESIGN. CHG'D REINFORCEMENT, ENDWALLS TO 7½". DELETED LIFTING EYES FROM FLOOR. J.[illegible] 8-3-84	
Jim Ortega 11/24/86	34
ADDED LIFTING SLOTS, CHG'D LOC. OF WEDGES & STK. N° CORR. FILE INFO. W.J.T. 11-24-86	
Leonard Buchtan 1/9/93	35
ADDED ½" ADDITIONAL COVER ON REINFORCEMENT. J.D.V. 12-3-92	

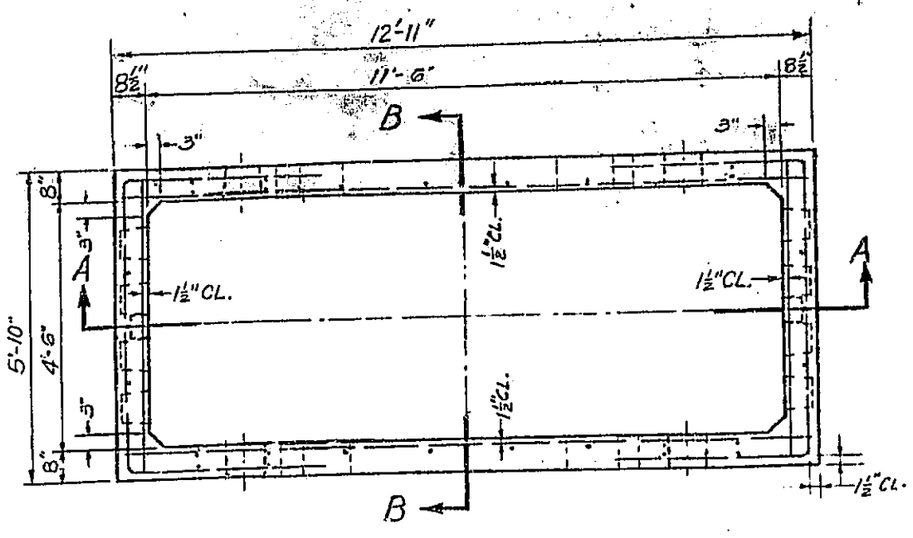

PLAN VIEW

DETAIL OF WEDGE

MATERIAL - CONCRETE

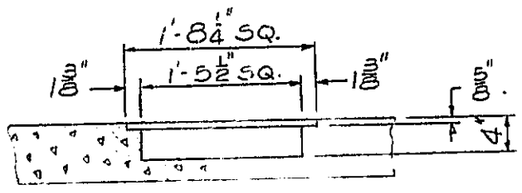

SUMP DETAIL

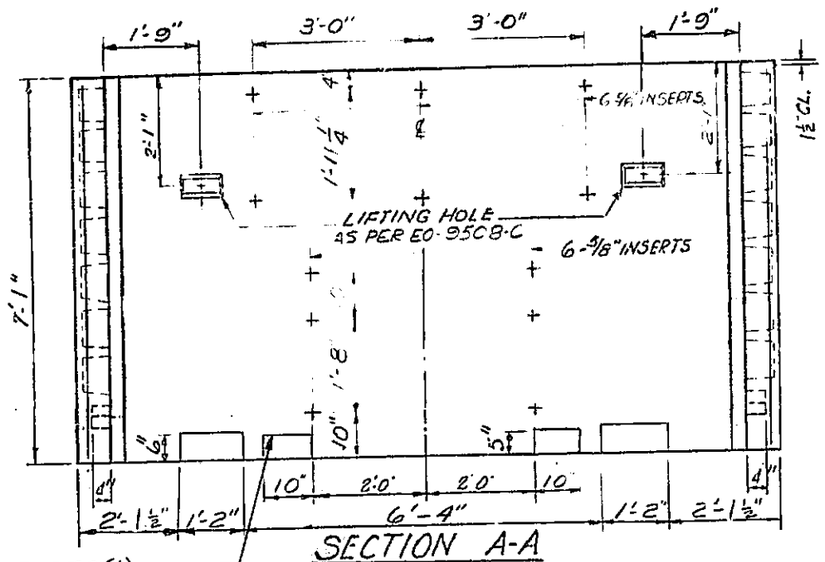

SECTION A-A

TYP. BOTH SIDE WALLS

MANHOLE WALLS (STK. Nº 002-1667)

APPROX. WEIGHT = 27,528 LBS.

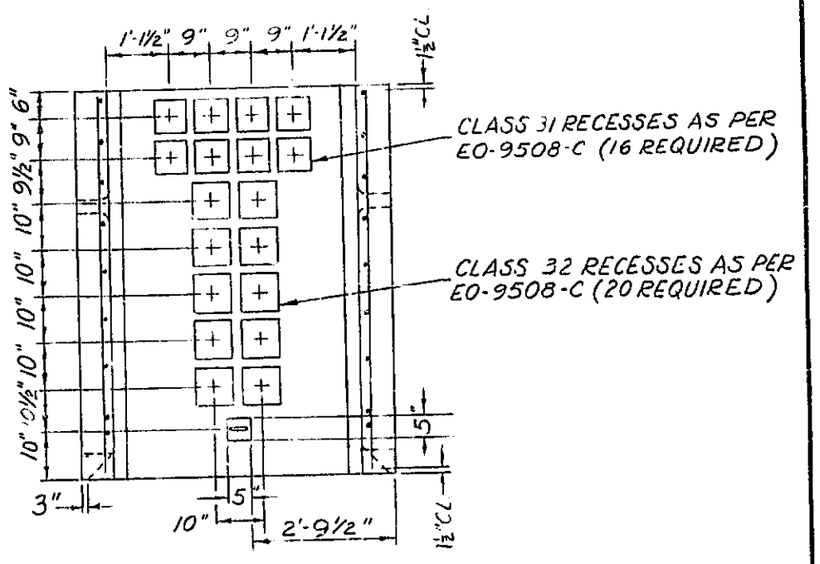

SECTION B-B

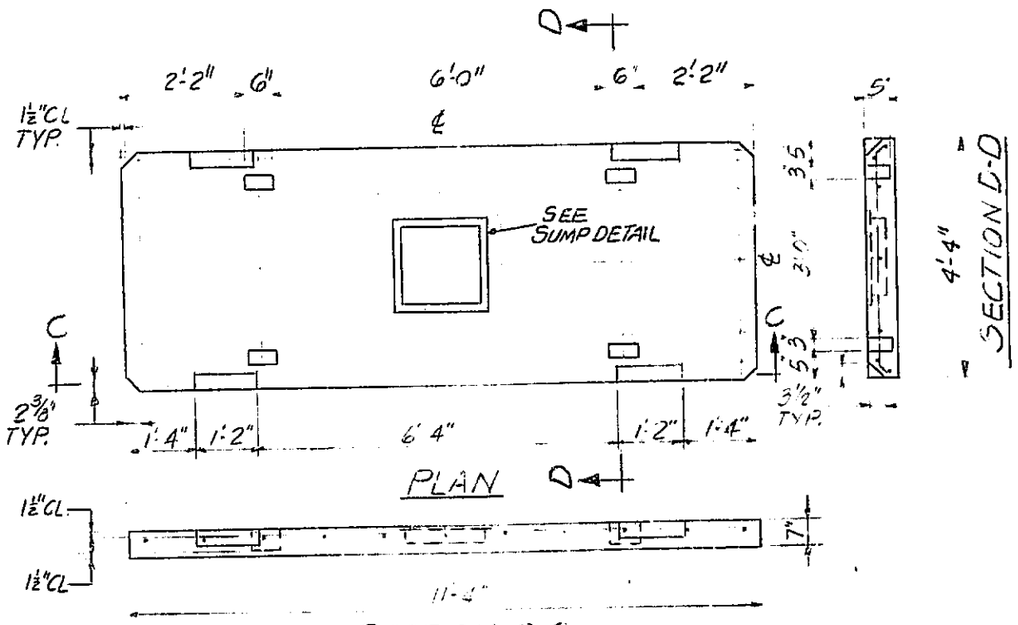

SECTION C-C

MANHOLE FLOOR (STK# 002-1162)

APPROX. WEIGHT 4,750 LBS.

BILL OF MATERIAL		
QUAN.	UNIT	DESCRIPTION
		WALLS
6.8	CU.YDS	CONCRETE - CLASS I SPEC. EO-1008
1	EACH	WALL REINFORCEMENT
24	EACH	5/8" INSERTS WITH 5/8" BOLT, 2½" LONG
		FLOOR
1.17	CU.YDS.	CONCRETE - CLASS I SPEC. EO-1008
4	EACH	WEDGES
1	EACH	FLOOR REINFORCEMENT

NOTES

INSERTS - SPEC. EO-100,133 OR APPROVED EQUAL

SIDEWALL REINFORCING UNITS TO BE WIRE TIED TO END WALL REINFORCING UNITS.

REFERENCE DRAWINGS

PREFABRICATED REINFORCEMENT - - - - - DWG NO. EO-5399-B
LIFTING HOLES & ENTRANCE RECESS FOR BELL & CONDUIT - - - DWG NO. EO-9508-C

ROOF SLAB - - - - - - - - - DWG EO-13526-B
INSTALLATION - - - - - DWG EO-2468-B

FIELD MANUAL Nº17
SECTION Nº3
MANHOLES CABLE

CONSTRUCTION STD'S.
MANUAL NO. 3
SECTION NO. 32
MH'S CABLE

CABLE MANHOLE TYPE M11-6
11'-6" × 4'-6" × 6'-6"
PRECAST CONCRETE

CONSOLIDATED EDISON COMPANY OF N.Y., INC.
ELECTRICAL ENGINEERING DEPT.

DATE 3-9-39
LAST REV. 12-2-92

DWG. NO. EO-2164-B REV. 35

NEXT SCHEDULED REVIEW 1-94

NO.	DATE	REVISIONS	APPROVED

FOR APPROVAL

DIV.	SIGNATURE	DATE

DRAWN BY DUPRO 12-3-74 DATE
CHECKED BY DATE 12-3-74
TRACED BY DATE
SCALE 1/2"=1'-0"
APPROVED
DESIGN ENGINEER DATE
TRANS. & DIST. ENGR. DATE

932-41 (EA) 11-65 MECH ENG.
OGILVIE PRESS, INC., BROOKLYN, N. Y. 11217 — NO. 168