EO-16833-B

S.PARASHER 1/22/88

REVISIONS

S.Parasher 12/1/93 | 1

ADDED NOTE 1 & CHANGED TABLE. J.L. 11/16/93

S.PARASHER 9/26/00 | 2

ADDED NOTE "FOR RECORD PURPOSES ONLY, NOT FOR NEW CONSRUCTION"
PROJ.#69970-SE-ZC

H.J.M. 9-26-00

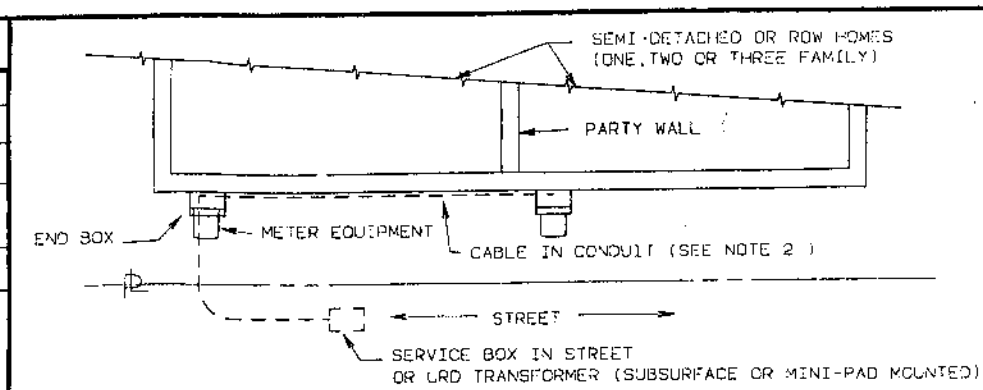

PLAN

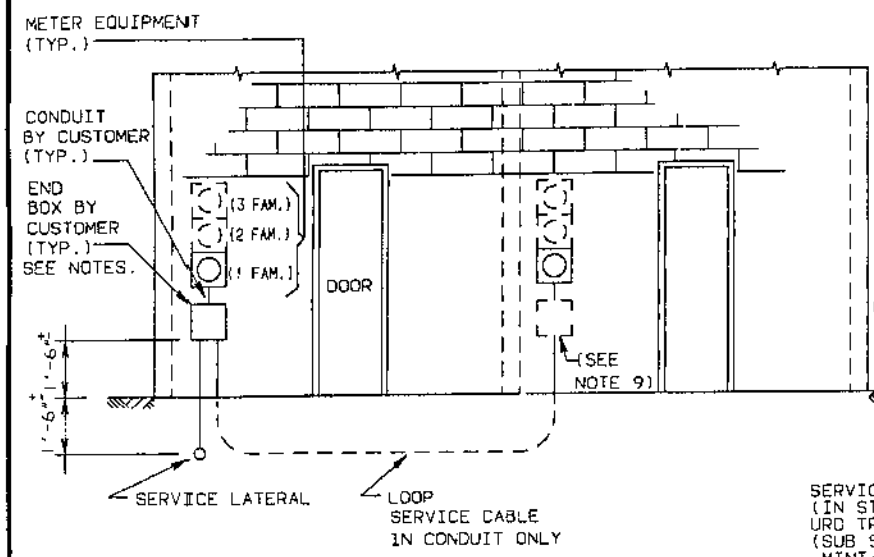

FRONT VIEW

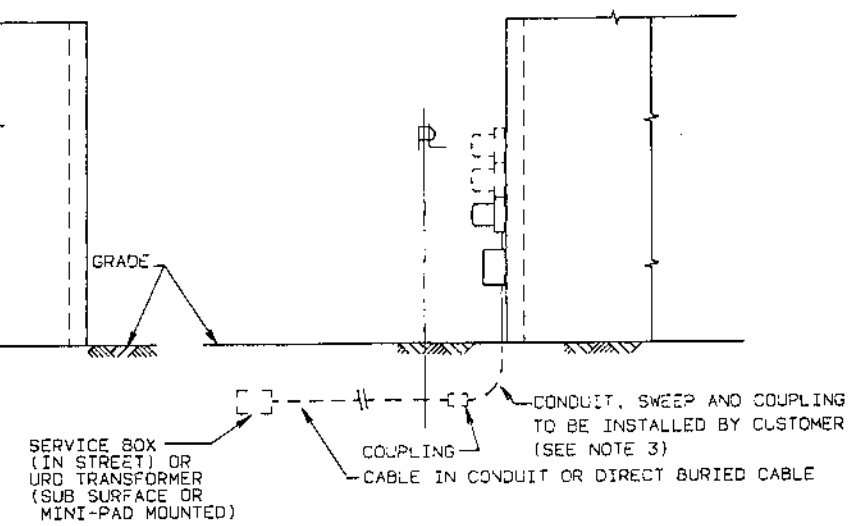

SIDE VIEW

NOTES:

1. THE SERVICE LATERAL SHALL BE INSTALLED IN ACCORDANCE WITH 100 FT. RULE AS PER SPEC. EO-2055.
2. THE COMPANY (OR COMPANY'S CONTRACTOR) SHALL INSTALL THE LOOP SERVICE FROM END BOX OF ONE HOME TO THE END BOX (WHERE REQUIRED, SEE NOTE 9) OF THE NEXT HOME. THE COMPANY MAY UTILIZE THE SERVICES OF CUSTOMER'S CONTRACTOR FOR INSTALLING THE LOOP SERVICES AND PAY FOR THE MATERIAL AND LABOR. THE LOOP SERVICE SHALL CONSIST OF CABLE IN CONDUIT (NO DIRECT BURIED). THE LOOP SERVICE SHALL BE LIMITED TO TWO HOMES ONLY, AS SHOWN.
3. THE CUSTOMER SHALL INSTALL A CONDUIT AND SWEEP OF APPROPRIATE SIZE WITH COUPLING, END BOX (WHERE REQUIRED, SEE NOTE 9), CONDUIT BETWEEN END BOX AND METER EQUIPMENT, AND CABLES FROM METER PAN TO END BOX FOR FINAL CONNECTION.
4. THE COMPANY SHALL MAKE THE FINAL CONNECTIONS.
5. IN DIRECT BURIED AREAS, TRENCHING SHALL BE DONE IN ACCORDANCE WITH SPEC. EO-6224.
6. IN ALL CASES THE COMPANY SHALL MAINTAIN THE SERVICE LATERAL AND THE LOOP SERVICE.
7. RECOMMENDED TYPES OF CONNECTORS AND METHODS OF CONNECTION ARE GIVEN IN SPEC. EO-5403.
8. END BOX MUST BE APPROVED TYPE AND BE WEATHERPROOF. FOR BOX DIMENSIONS SEE "REQUIREMENTS FOR ELECTRICAL SERVICE INSTALLATIONS" (BLUE BOOK) SECTION: APPROVED EQUIPMENT- TABLE 1.
9. END BOXES SHALL BE REQUIRED ON ALL SERVICE LATERALS SUPPLYING GANG-METERING AND LOOP SERVICES. IN THE CASE OF SERVICE LATERALS AND LOOP SERVICES SUPPLYING ONE FAMILY HOMES, END BOXES ARE PREFERRED BUT NOT REQUIRED.
10. THE CUSTOMER OR THE DEVELOPER (AS THE CASE MAY BE) SHALL BE INSTRUCTED TO KEEP THE IMMEDIATE AREA ABOVE SERVICE CABLES AND CONDUITS CLEAN TO FACILITATE ANY FUTURE MAINTENANCE WHICH MAY BE REQUIRED. THIS SHOULD BE PART OF THE EASEMENT AGREEMENT.
11. PROPERTY LINE SPLICE BOX, IF REQUIRED, SHALL BE INSTALLED AS PER SPEC. EO-2055 AND DWG. EO-6210-B.

SIZE OF SERVICE END BOX		MAXIMUM NUMBER AND SIZES OF SETS COMPANY AND CUSTOMER CABLES		
INSIDE DIMENSIONS	DWG.NO.OR APPD.EQUAL	COMPANY	CUSTOMER	
		COPPER	COPPER	ALUMINUM
10"x10"x 5"	SEE NOTE 8	1-4-#2	2-4-#2	2-4-#1/0
24"x12"x8"	SEE NOTE 8	1-4-#2	2-4-#2	2-4-#1/0
		1-4-#4/0	2-4-#4/0 1-8-#4/0	2-4-350 KCMIL 1-8-350 KCMIL
30"x16"x12"	SEE NOTE 8	1-4-#4/0	2-4-#4/0 1-8-#4/0	2-4-350 KCMIL 1-8-350 KCMIL
		1-4-500 KCMIL	2-4-500 KCMIL	———

REFERENCE DWG'S & SPECS.:

TRENCHING REQUIREMENTS FOR INSTALLING
D.B.C. AND JOINT TRENCHING - - - - - - - SPEC. EO-6224
A.C. SERVICES - - - - - - - - - - - - - - SPEC. EO-2055
PROPERTY LINE SPLICE BOX REQUIREMENTS FOR
BUILDINGS BACK OF PROPERTY LINE - - - - SPEC. EO-6210-B

FIELD MANUALS:
NO.1: SUPV. SPLICING
SECT.9: SECONDARY
NO.4: SERV. INSTL.
SECT.1: SERV. UNGRND.
NO.16: SERV. INSP. & CTRL.
SECT.4: ELECT. SERV.
NO.22: U.R.D.
SECT.2: CABLES.

CONSTRUCTION STD'S.
MANUAL NO. 3
SECT.36: SERV. UNGRND.

FOR RECORD PURPOSES ONLY NOT FOR NEW CONSTRUCTION

INSTALLATION OF UNDERGROUND A.C. SERVICE LATERAL AND EXTERNAL LOOP SERVICE TO ONE, TWO OR THREE FAMILY SEMI-DETACHED OR ROW HOMES

CONSOLIDATED EDISON COMPANY OF N. Y. INC.
DISTRIBUTION ENGINEERING DEPARTMENT

DATE 03/02/88
LAST REV. 9-1-00

DWG. NO. EO-16833-B REV. 2

COMPUTER GENERATED DRAWING NOT TO BE HAND REVISED

FOR APPROVAL	DIV	SIGNATURE	DATE

DRAWN BY C.W. DATE 3/2/88 | CHECKED BY R.M. DATE 7/22/88
TRACED BY DATE | SCALE ——
APPROVED J. BOURKE 7/22/88
CHIEF DESIGN ENGINEER DATE
RICHARD C. SETTIMBRINI 7/25/88
ELECT. DISTRIBUTION ENG. DATE