Approvers: Campbell, Thomas G. 05/02/2017

EO-12791-B

REVISIONS

J. Zeller 1-18-67	1
CHANGED TITLE M.P.R. 1/12/67	
R. Blagua 8-28-72	2
CHG'D. CRAB JOINTS TO COPPER WITH PIGTAILS, BILL OF MAT'L & NOTES V.L. 6-28-72	
R. Blagua 4-17-74	3
CHANGED NOTES ADDED ITEMS 13 & 14 V.D. 4-12-74	
R. Blagua 5-2-85	4
CHG'D. TITLE, COMPANY CABLES TO COPPER. ADDED ITEMS 15 TO 17. AND UPDATED B/MATL. & FILING INFO. W.J.T. 4/17/85	
SUSAN THANGAVELU 05.01.17	5

DRAWING TO BE USED FOR REFERENCE PURPOSES ONLY

JDV 05.01.17

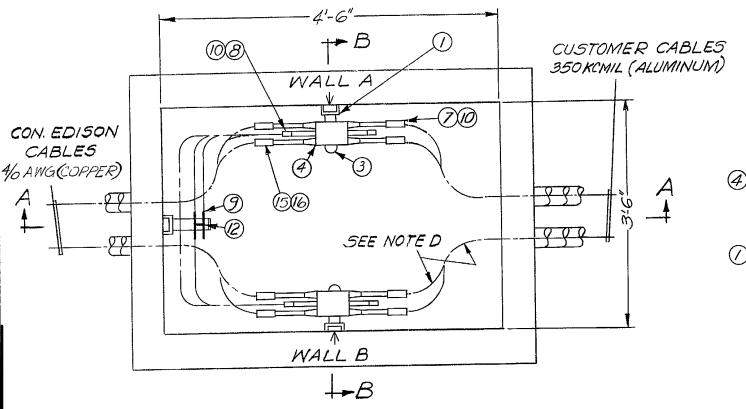

PLAN

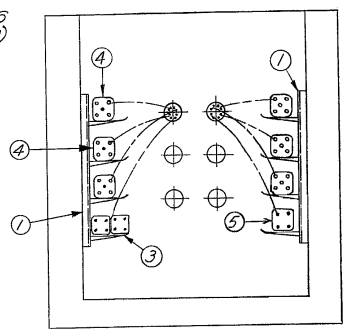

SECTION B-B

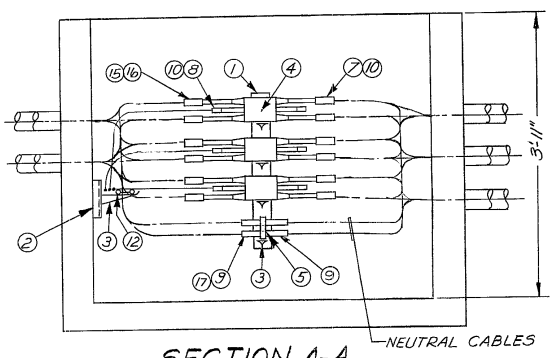

SECTION A-A
SHOWING 1 SET OF CRAB JOINTS ON WALL "A".
ARRANGEMENT ON WALL "B" IS SIMILAR.

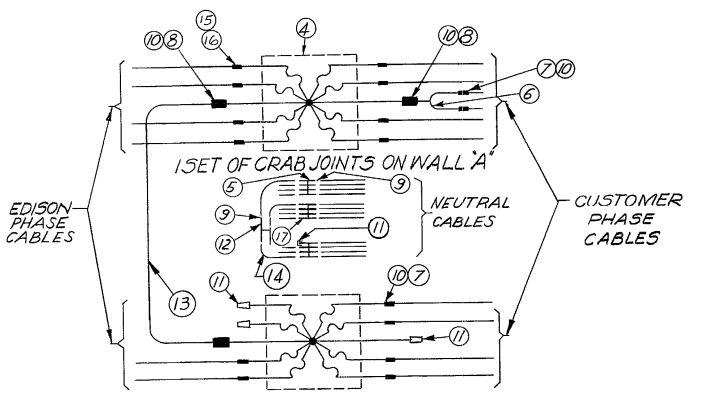

SCHEMATIC DIAGRAM OF CONNECTIONS FOR ONE PHASE

NOTES:

A-RING BUS (ITEM 13 & 14) ARE TO BE USED FOR INTERCONNECTION OF CRAB JOINTS.

B- UNUSED TERMINALS ON FUSIBLE AND NON-FUSIBLE CRAB JOINTS SHALL BE INSULATED WITH ITEM 11.

C- ALL ITEMS LISTED IN THE BILL OF MATERIAL SHALL BE FURNISHED AND INSTALLED BY THE CUSTOMER. "CUSTOMER" CABLES SHALL BE CONNECTED BY THE CUSTOMER AND "EDISON" CABLES BY THE CONSOLIDATED EDISON CO. OF N.Y.

D- BENDING RADIUS OF CABLE SHALL BE NOT LESS THAN 5 TIMES THE DIAMETER OF THE CABLE.

E- THIS SPECIFICATION APPLIES TO 120/208 VOLT CABLE INSTALLATIONS ONLY AND SHALL NOT BE USED FOR 460 VOLT INSTALLATIONS.

F- THE CUSTOMER SHALL PURCHASE MATERIALS FROM COMPANY APPROVED MANUFACTURERS. THE APPROVED MANUFACTURERS FOR CRAB JOINTS ARE BURNDY, HOFER, RICHARD'S & MAC.

Issued

"RECORD PURPOSES ONLY, NO UPDATE REQUIRED"

ITEM NO.	DESCRIPTION	QUAN.	CON. EDISON SPEC. NO.	CON. EDISON STOCK NO.
17	350-4/0 INSERT ADAPTER	AS REQ'D.	EO-7940-D	570-0802
16	HEAT SHRINKABLE TUBE 1-3"x9" FOR 4/0 CONNECTERS	AS REQ'D.	EO-5022	596-2675
15	4/0 AWG COPPER CONNECTOR	AS REQ.	EO-4147-C	570-1255
14	NEUTRAL RING BUS CABLE-350KCMIL ALUMINIM EPR NEOPRENE INSULATED	12'	EO-690-A	561-2395
13	PHASE RING BUS CABLE-500KCMIL COPPER, EPR NEOPRENE INSULATED	9'	EO-609E	561-1363
12	2 WAY-2 WAY 350 KCMIL NON-FUSIBLE ALUMINUM CRAB JOINT	1	EO-8383-B	573-0155
11	HEAT SHRINKABLE END CAP 1.5"x3"	AS REQ.	EO-5022	596-2642
10	HEAT SHRINKABLE TUBE 1.8"x12" FOR 350-4/0 & 500 CONNECTORS	AS REQ.	EO-5022	596-2600
9	HEAT SHRINKABLE TUBE 1.8"x6" FOR 350 NF TERMINALS	AS REQ.	EO-5022	596-2626
8	500 KCMIL COPPER CONNECTOR	AS REQ.	EO-4147-C	570-1263
7	350-4/0 ALUMINUM CONNECTOR	AS REQ.	EO-7879-D	571-4910
6	1 WAY-2 WAY 500 TO 2-4/0 FUSIBLE COPPER CRAB JOINT WITH PIGTAILS	AS REQ.	EO-14607-C	573-0530
5	4 WAY-4 WAY 350 KCMIL. NON-FUSIBLE ALUMINUM CRAB JOINT	3	EO-12471-B	573-0270
4	5 WAY-5 WAY 4/0 AWG. FUSIBLE COPPER CRAB JOINT WITH PIGTAILS	6	EO-11364-B	573-0304
3	RACK ARM 1 WAY	9	EO-2238-C	003-0049
2	STANCHION 1 SLOT	1	EO-10302-C	003-0346
1	STANCHION 4 SLOT, 8" CENTERS	2	EO-10302-C	003-0437

BILL OF MATERIAL

REFERENCE DWG'S:

SERVICE TERMINATIONS IN PRIVATE PROPERTY LINE BOXES AND MANHOLES ____ EO-6210-B
4'-6" x 3'-6" x 3'-11" BOX ____ EO-10263-B
APPLICATION OF HEAT SHRINKABLE TUBING FOR INSULATING SECONDARY SPLICES ____ EO-13118-B

FIELD MANUALS
NO. 1 SUPV. SPLICING.
SECT. 9: SECONDARY P/L CABLE ARRGMT.
NO. 4: SERV. INSTL.
SECT. 1: CUST. P/L BOX
NO. 16: SERV. INSPEC & CTRL.
SECT. 4: ELECT. SERVICES

CONST. STANDARDS MANUAL NO. 3 SECTION - 22 CABLE ARRANGEMENT

ALUMINUM CABLE ARRANGEMENT-120/208 V.
PROPERTY LINE BOX
4 SETS OF 8-4/0 AWG. COPPER CON ED. CABLES
6 SETS OF 8-350 KCMIL. ALUMINUM CUSTOMER CABLES

CONSOLIDATED EDISON COMPANY OF N. Y., INC.
DISTRIBUTION ENGINEERING DEPT.

DATE 5-3-66
LAST REV. 05.01.17
DWG. NO. EO-12791-B
REV. 5

NO.	DATE	REVISIONS	APPROVED
		NEXT SCHEDULED REVIEW 4/95	

FOR APPROVAL

DIV.	SIGNATURE	DATE
CABLE	JED	6-8-66
CABLE	FLG	6-7-66
	C. L. B.	6/07/66

DRAWN BY E. ABOL DATE 5-3-66
CHECKED BY DATE
TRACED BY DATE
SCALE N.T.S.
APPROVED
DESIGN ENGINEER L. S. Vandstrom DATE 6/10/66
OUTSIDE PLANT ENGR. DATE