321389

V FERGUSON 1/5/00

REVISIONS

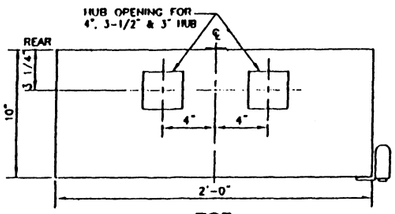

TOP

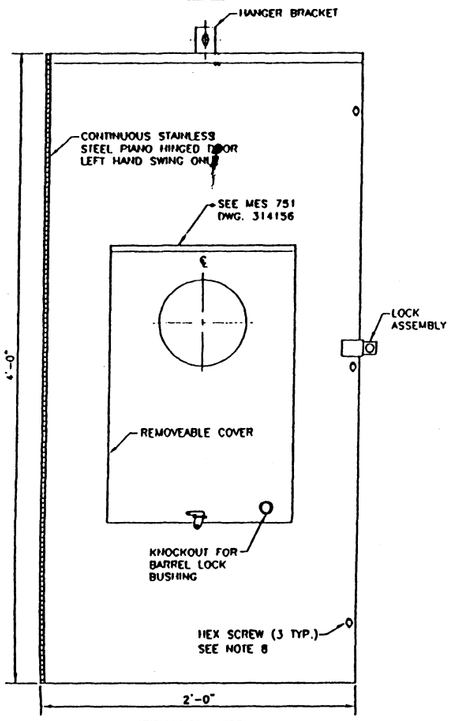

FRONT WITH METER COVER

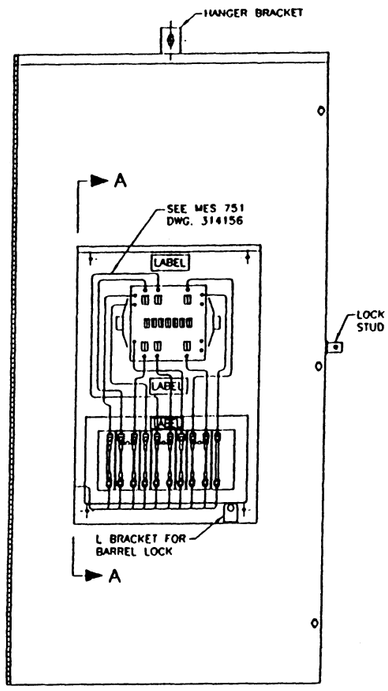

FRONT WITH METER COVER REMOVED SHOWING METER TEST BLOCK

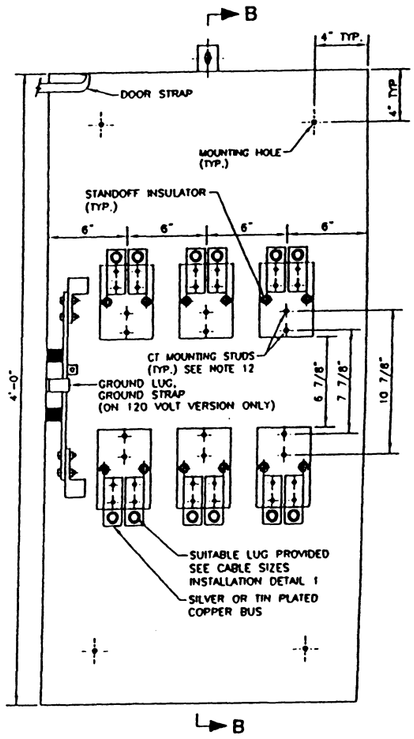

FRONT INSIDE VIEW

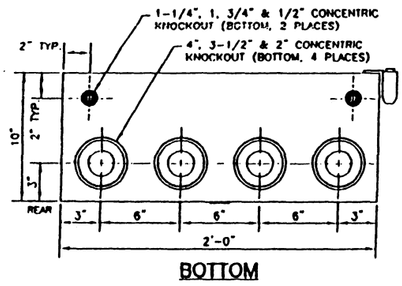

BOTTOM

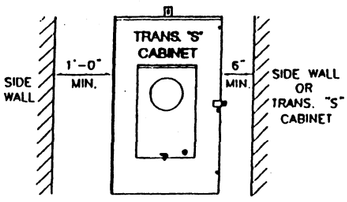

FRONT VIEW
N.T.S.
INSTALLATION DETAIL

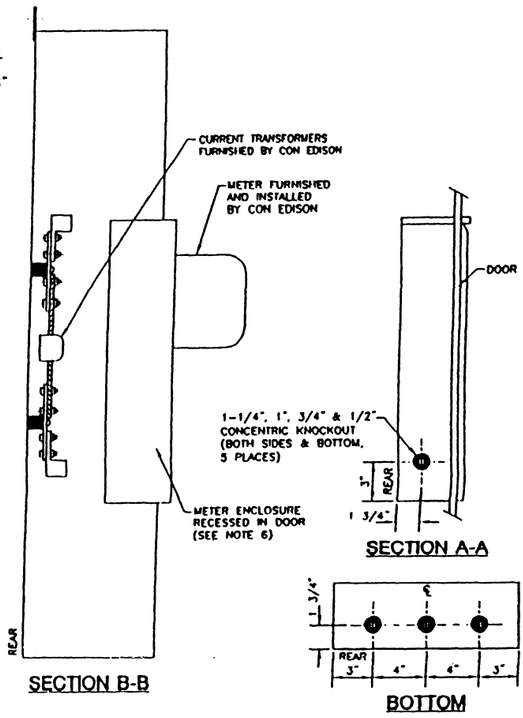

SECTION A-A

SECTION B-B

BOTTOM
METER ENCLOSURE

NOTES:

1. CABINET SHALL BE RATED NEMA 3R AND SHALL BE CONSTRUCTED FROM CODE GAUGE GALVANIZED OR GALVANNEALED STEEL.
2. BUS BAR SHALL BE SILVER OR TIN PLATED AND SHALL BE SIZED PER THE NEC.
3. BUS BAR SHALL BE MOUNTED IN THE CABINET BY MEANS OF STANDOFF INSULATORS OR INSULATED MOUNTING BRACKETS. INSULATING MATERIAL SHALL CONFORM THE APPLICABLE SECTIONS OF UL 746 AND UL 94. CABINET SHALL BE UL AND N.Y.C. ADVISORY BOARD APPROVED.
4. THE RIGHT HAND SIDE OF THE CABINET SHALL ALLOW FOR LINE AND LOAD CABLES TO ENTER AND EXIT THROUGH THE BOTTOM OF THE CABINET. THIS SPACE SHALL ALLOW FOR THE CABLES TO MEET MINIMUM BENDING RADIUS TO NEAREST PHASE OR NEUTRAL BUS AS PER NEC.
5. THE SHORT CIRCUIT WITHSTAND CAPABILITY OF THE CABINET ASSEMBLY SHALL BE A MINIMUM OF 50,000 SYMMETRICAL AMPERES.
6. METERING COMPARTMENT TO BE TOTALLY ISOLATED FROM C.T. COMPARTMENT.
7. CABINET MAY BE DESIGNED WITH A SINGLE DOOR OR DOUBLE DOOR AS NECESSARY TO CONFORM WITH APPLICABLE STANDARDS. OVERALL DIMENSIONS TO BE KEPT TO A MINIMUM.
8. HEX HEAD OR THUMB SCREWS MAY BE FURNISHED INSTEAD OF A THREE POINT LATCH.
9. PROVISIONS FOR INSTALLATION OF CON EDISON APPROVED LOCKING DEVICES AND LOCKING DEVICE HARDWARE MUST BE PROVIDED. TO BE INSTALLED BY CONTRACTORS.
10. CABINET DESIGN SHALL HAVE PROVISIONS FOR A SOLID DOOR TO ALLOW FOR THE METER ENCLOSURE TO BE MOUNTED REMOTELY FROM THE CABINET.
11. METER ENCLOSURES MOUNTED ON CABINET DOOR WILL BE PROVIDED WITH #12 AWG STRANDED (19/25) THHN COPPER COLOR CODED WIRE FROM TEST SWITCH METERING COMPARTMENT INTO THE CT COMPARTMENT. LEAVE 7 FEET OF WIRE FOR FUTURE CONNECTION TO CURRENT TRANSFORMERS. ALL COLOR CODING AND WIRING CONNECTIONS TO BE IN ACCORDANCE WITH MES 195. EITHER HOOK OR RING TYPE LUGS MAY BE PROVIDED AS TERMINATION'S FOR THE STRANDED WIRES TO THE BOTTOM OF THE TEST SWITCH.
12. MANUFACTURER SHALL FURNISH AND INSTALL 1/2-13 STUDS, SPLIT LOCK WASHERS, RING WASHERS AND HEX NUT FOR CT MOUNTING.
13. THIS STANDARD SHALL NOT BE USED AS A DESIGN CRITERIA. DIMENSIONS SHOWN ARE RECOMMENDED MINIMUMS ONLY.
14. CABINET DOOR MUST HAVE PROVISIONS FOR GROUNDING TO THE CABINET.
15. MINIMUM 1/8" THICK INSULATING MATERIAL OPPOSITE THE TEST SWITCH ON ALL METER COVERS. INSULATING BACKING MATERIAL, MOUNTED UNDER THE METER TEST BLOCK, TO EXTEND 1" BEYOND TEST SWITCH. 265/460 VOLTS VERSION ONLY.

LABELS FOR 265/460 VOLT CABINET

16. A RED LABEL WITH BLACK LETTERING ON THE OUTSIDE OF METER ENCLOSURE "DANGER 277/480 VOLTS".
17. A YELLOW LABEL WITH BLACK LETTERING INSIDE BOTH METER ENCLOSURE AND CT COMPARTMENT "CAUTION 277/480 VOLTS".

INSTALLATION DETAILS:

1. MAXIMUM CABLE SIZES: 2 SETS OF 500 KCMILS CU CABLE. LUG SIZE RANGES FROM 600MCM- #4. IF AL. CABLES ARE USED.
2. USE ONLY MANUFACTURER'S APPROVED LUG AND PREFABRICATED KNOCKOUTS PROVIDED.
3. 1 FOOT CLEARANCE REQUIRED ON THE LEFT (HINGED) SIDE OF THE CABINET TO A WALL OR OBSTRUCTION FOR METER CLEARANCE. MINIMUM OF 6" CLEARANCE ON THE RIGHT, (NON-HINGED) SIDE OF THE CABINET, NEEDED FOR INSTALLATION OF LOCKING DEVICES. SPACE BETWEEN ADJACENT CABINETS NO LESS THAN 6 INCHES. (SEE INSTALLATION DETAIL)
4. 265/460 VOLT SERVICE REQUIRES A DISCONNECT SWITCH BEFORE THE CT CABINET.
5. METER ENCLOSURES MOUNTED REMOTELY MUST CONFORM WITH MES 195 IN WIRE SIZING, CONNECTIONS, COLOR CODING, ETC.
6. FINAL CONNECTIONS PER MES 195- FOR 4 WIRE INSTALLATIONS.
7. FINAL CONNECTIONS MADE AND LOCKS INSTALLED BY COMPANY FORCES.

REFERENCES:

MES 195 - WIRING DIAGRAM FOR 200-800 AMP, BAR TYPE CURRENT TRANSFORMERS
MES 200 - TEN POLE CONNECTION BLOCK

FIELD MANUALS

NO.4: SERVICE INSTALLATIONS SECT.6: METER INSTALLATIONS

NO.16: SERVICE INSP.& CONTROL SECT.3: ELECT. METERING

TRANS. "S" CABINET FOR LOW VOLTAGE 400A OR 800A 3 PHASE, 4 WIRE WYE SERVICE, SPEC. NO. MES 757

CONSOLIDATED EDISON COMPANY OF N.Y., INC.
DISTRIBUTION ENGINEERING DEPT

DATE 1/5/00	DWG. NO 321389 REV. 0
LAST REV.	